



ER-BAKIR

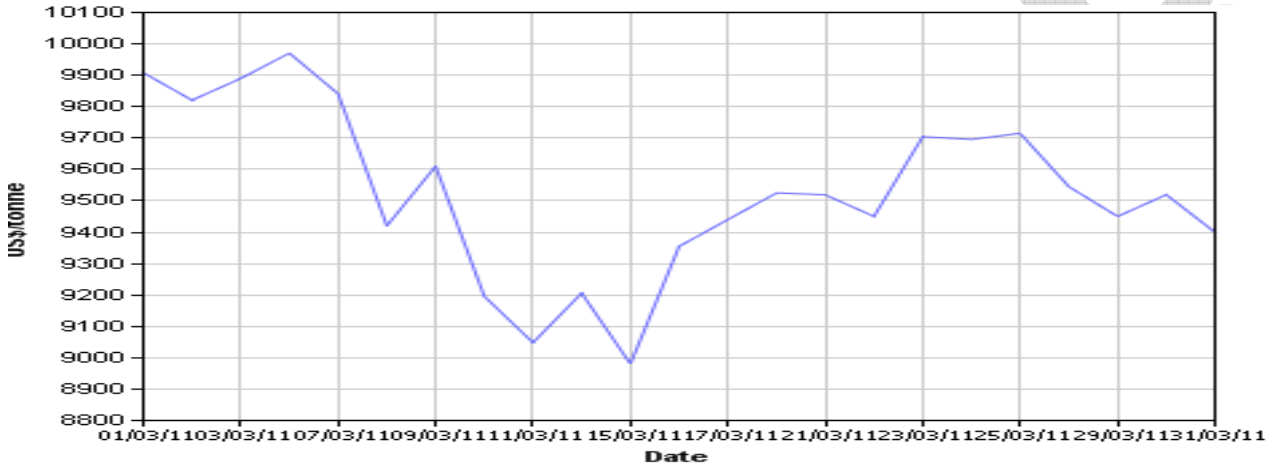
elektrolitik bakır mamulleri a.ş.

MONTHLY COPPER BULLETIN

March-2011

6th April 2011

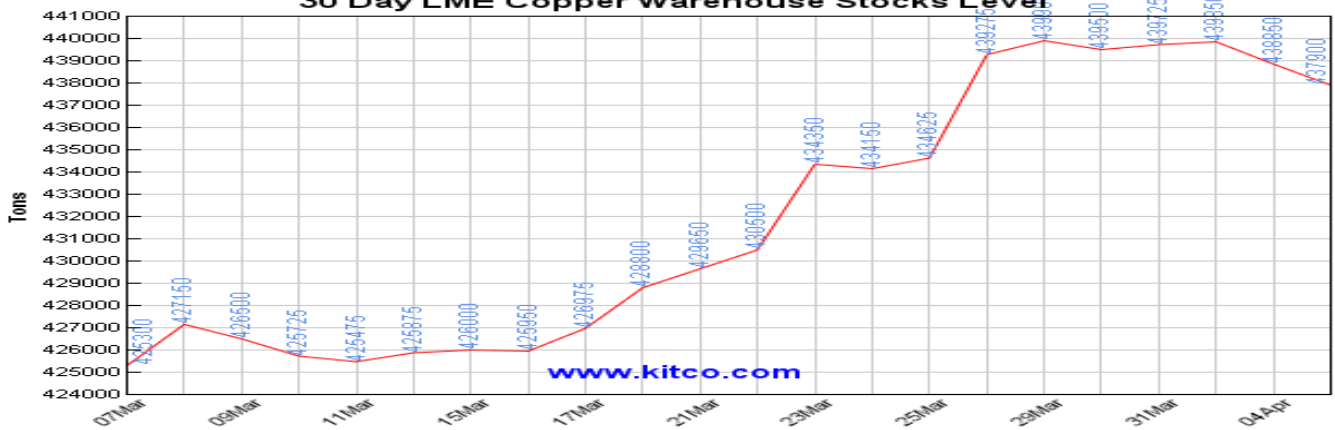
LME CASH SETTLEMENT – CASH SELLER AND SETTLEMENT, MARCH 2011



LME CASH SETTLEMENT – CASH SELLER AND SETTLEMENT, LAST 3 MONTHS



30 Day LME Copper Warehouse Stocks Level



ISO/TS 16949

BUREAU VERITAS
Certification

N° 11859



ISO 14001

BUREAU VERITAS
Certification

N° 30259



OHSAS 18001

BUREAU VERITAS
Certification

N° 30260



Fabrika : A. Nuri ERİKOĞLU
Cad. 20085 Gümüşler / DENİZLİ
Vergi Dairesi : Gökpınar
Vergi No : 336 006 27 21

Tel : +90 (258) 295 19 00 Pbx
Faks : +90 (258) 371 21 94
e-posta : erbakir@erbakir.com.tr
Web : www.erbakir.com.tr



OFFICIAL MARKET DATA & PRICE INDICATORS

DATE	CASH (USD/t)	CASH (EUR/t)	CASH (GBP/t)	WEEKLY AVERAGE (USD/t)	WEEKLY CHANGE %	YEARLY CHANGE %	LME STOCKS (Tonnes)	DEL NOTICE (€/100Kg)	DEL NOTICE HIGH
01.03.2011	9.908	7.168,3	6.088,2	9.623,1	2,96%	1,73%	420.275	725,4	727,9
02.03.2011	9.820,5	7.103,4	6.025,2	9.623,1	2,05%	0,83%	423.550	719,0	721,5
03.03.2011	9.889,5	7.139,9	6.076,5	9.623,1	2,77%	1,54%	424.050	721,7	724,2
04.03.2011	9.970,5	7.138,6	6.128,2	9.623,1	3,61%	2,37%	425.300	722,3	724,8
07.03.2011	9.840,5	7.018,4	6.035,6	9.889,2	-0,49%	1,04%	427.150	709,9	721,4
08.03.2011	9.420	6.778	5.832,8	9.889,2	-4,74%	-3,28%	426.500	685,0	687,5
09.03.2011	9.610	6.900,3	5.925,9	9.889,2	-2,82%	-1,33%	425.725	698,4	700,9
10.03.2011	9.195,5	6.649,9	5.698,8	9.889,2	-7,01%	-5,59%	425.475	673,3	675,8
11.03.2011	9.048	6.561,8	5.652,2	9.889,2	-8,50%	-7,10%	-	-	-
14.03.2011	9.205,5	6.593,7	5.712	9.422,8	-2,31%	-5,48%	426.000	665,4	667,9
15.03.2011	8.980	6.463,2	5.602,4	9.422,8	-4,70%	-7,80%	425.950	655,4	657,9
16.03.2011	9.354,5	6.697,1	5.806,3	9.422,8	-0,72%	-3,95%	426.975	679,2	681,7
17.03.2011	9.440	6.743,3	5.849,6	9.422,8	0,18%	-3,08%	428.800	681,8	684,3
18.03.2011	9.525	6.739,6	5.888,7	9.422,8	1,08%	-2,20%	429.650	682,2	684,6
21.03.2011	9.519	6.709,2	5.847,4	9.301	2,34%	-2,26%	430.500	680,3	682,7
22.03.2011	9.450	6.648,8	5.772,1	9.301	1,60%	-2,97%	434.350	672,0	674,4
23.03.2011	9.704	6.863,3	5.973,2	9.301	4,33%	-0,36%	434.150	694,7	697,1
24.03.2011	9.695,5	6.859,2	5.992,6	9.301	4,24%	-0,45%	434.625	694,3	696,7
25.03.2011	9.715	6.879,3	6.037,5	9.301	4,45%	-0,25%	439.275	694,6	697,0
28.03.2011	9.545	6.799,4	5.973,1	9.616,7	-0,75%	-2,00%	439.900	687,6	690,0
29.03.2011	9.450	6.718,3	5.922,2	9.616,7	-1,73%	-2,50%	-	-	-
30.03.2011	9.519,5	6.753,8	5.937,4	9.616,7	-1,01%	-2,26%	439.725	684,2	686,6
31.03.2011	9.399,5	6.606,3	5.842,2	9.616,7	-2,26%	-3,49%	439.850	670,1	672,5
MONTHLY AVERAGES	9.530,7	6.805,8	5.896,5					677,1	679,5



MARKET COMMENTARY

Copper market started to March with Chinese export and import data. London copper fell half percent after data from China showed a rise in input prices in February and a drop in growth in manufacturing to a seven-month low on March 01. London copper was steady, as oil prices near 2-1/2 year peaks fanned fears of slower global economic growth and technical analysis suggested a period of consolidation between \$9,780 and \$9,942 at the beginning of month. Traders said high oil prices were keeping a lid on demand and prices below the record high of a couple of weeks ago in the short term. However, expectations of a supply deficit of half a million tonnes or more meant the bull-run was far from over. Oil rose the last day of first week in March as investors eyed growing instability in key Middle East oil producing countries, which could signal another threat to global supplies, after Libya's Muammar Gadaffi ordered airstrikes near Libyan oil facilities.

The Middle East unrest is unlikely to derail copper's rally this year, but it is certainly putting pressure on prices now," said Guo Yong, an analyst at Jinrui Futures. Also, he added about metals "Copper fundamentals remain positive, supported by upbeat data out of the United States and Europe. Consumption in China is also pretty good, even though spot prices are still in discount and exchange stocks increased."

ISO/TS 16949
BUREAU VERITAS
Certification
N° 11859



ISO 14001
BUREAU VERITAS
Certification
N° 30259



OHSAS 18001
BUREAU VERITAS
Certification
N° 30260



Fabrika : A. Nuri ERİKOĞLU
Cad. 20085 Gümüşler / DENİZLİ
Vergi Dairesi : Gökpınar
Vergi No : 336 006 27 21

Tel : +90 (258) 295 19 00 Pbx
Faks : +90 (258) 371 21 94
e-posta : erbakir@erbakir.com.tr
Web : www.erbakir.com.tr

The Eastern Japan earthquake which hit northeastern Japan on March 11 is expected to strongly depress economic activities in the near term by way of outage at production facilities in devastated areas, limited power supply due to shutdown in nuclear power plants and parts-supply shortages in areas not directly affected. However, reconstruction demand stemming from earthquake/tsunami damage is likely to bolster the economy especially the metal market in the longer term as reconstruction of housing and infrastructure begins. When the details of earthquake/tsunami released by Japanese government, copper fell to a three-month low on March 15, following blasts at a quake-stricken nuclear plant in Japan which hit market sentiment and prompted liquidation of investments perceived as risky. After the big lost in the metal market, copper climbed for the first time in six days on expectation that reconstruction needs after Japan's largest quake on record will boost demand in three to six months on March 16.

Most commodities are set to post gains for the first quarter of 2011 as political unrest in Africa and the Middle East sent prices soaring on worries about supply disruption and inflation. However, the earthquake in Japan and resulting tsunami and nuclear crisis caused a sell-off that took many markets down from recent highs.

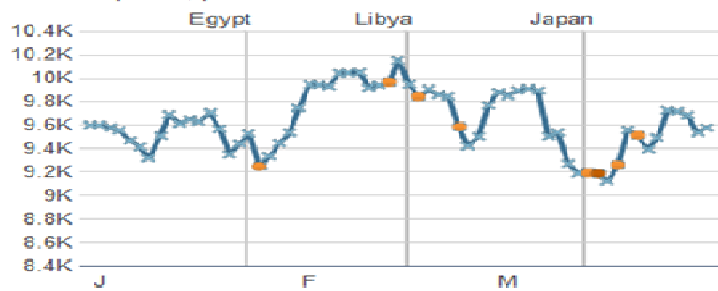
Market impact of key events in 2011

Click on the orange chart points for more detail

Choose series

Copper

LME 3mth price - \$ per tonne



March 14 - Japan's nuclear safety agency confirms a new explosion rocked the Fukushima Daiichi nuclear power complex, sending a plume of smoke into the air.

Source: Thomson Reuters Datastream - data to close 30th March



When the markets start April, base metals fell on the first day in London, down 0.5 percent on average, led by copper's 0.7 percent slide in light trade during a two-day market holiday in China. Copper investors ignored positive U.S. jobs data released on April 01, which cheered equity and energy markets, with a second straight strong monthly read, suggesting a shift in the struggling labour market. The markets will closely follow details on the geopolitical uncertainties in the Middle East and North Africa and also recovery in Japan will be the most significant subject in April for the investors.



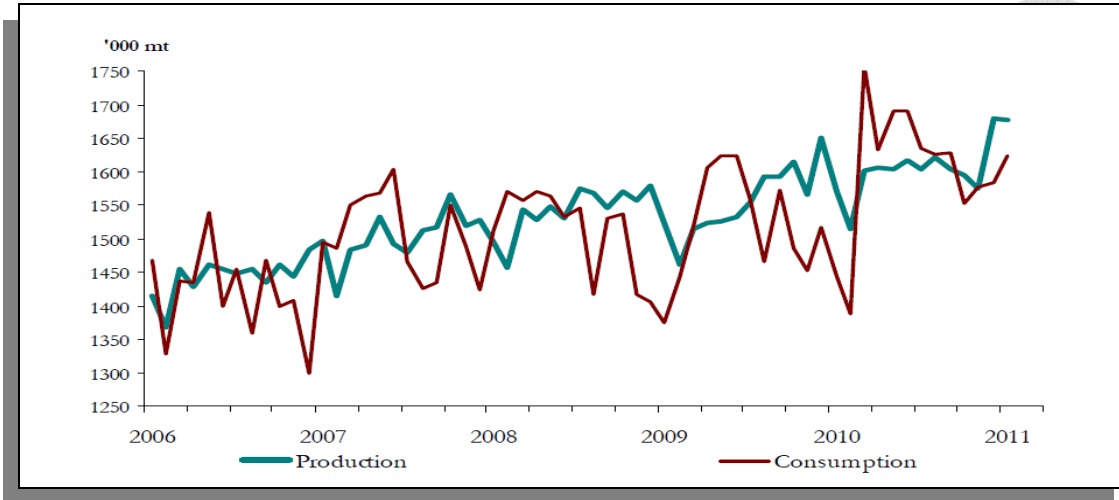
Fabrika : A. Nuri ERİKOĞLU
Cad. 20085 Gümüşler / DENİZLİ
Vergi Dairesi : Gökpınar
Vergi No : 336 006 27 21

Tel : +90 (258) 295 19 00 Pbx
Faks : +90 (258) 371 21 94
e-posta : erbakir@erbakir.com.tr
Web : www.erbakir.com.tr



MONTHLY REVIEW & INDUSTRY NEWS

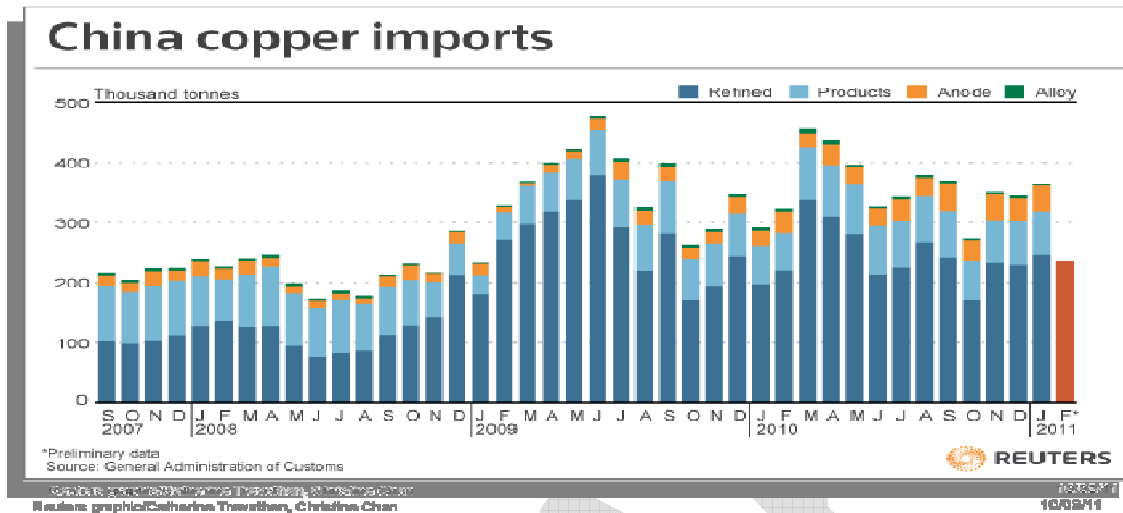
- The global copper market swung into a deficit of 14,000 tonnes in 2010 from a surplus of 410,000 tonnes in the previous year, the World Bureau of Metal Statistics (WBMS) reported. Also the World Bureau of Metal Statistics (WBMS) said that during 2010 refined production rose to 19.18 million tonnes, up 2.8 percent compared to the same period in 2009. World copper mine production last year was 16.09 million tonnes, up 1.8 percent from year-ago levels.



- The supply-demand balance for copper will remain tight through 2011 and likely into 2012, though volatility is possible due to Chinese efforts to control inflation, the head of the world's largest copper producing company, Codelco said.
- According to Deutsche Bank, Japan's copper consumption may drop by as much as 50,000 metric tonnes over three-months, however, this could then be offset by demand of three times this magnitude as reconstruction projects take off, and Deutsche Bank added that copper and zinc are most likely to benefit from the reconstruction efforts.
- Jiangxi Copper Co Ltd expects global copper demand to increase and the price of copper to remain strong in 2011. The company expects China's copper consumption to rise by 10-12 percent this year and plans a 60-percent rise in its own production capacity by 2015.
- Codelco Chief Executive Diego Hernandez said that China would drive copper demand, but consumption by some developed countries would help to reach record copper support prices.
- Codelco, the world's largest copper producer, said annual production from its aging Chilean copper mines fell for the fifth time in six years.
- Chile's copper export revenue rose 20.2 percent to \$3.18 billion in February from a year ago as copper prices soar, the central bank declared. Moreover, country's copper export revenue was down from \$3.73 billion previously reported for January.
- Copper exports from world No. 1 producer Chile are unlikely to suffer from Japan's huge earthquake, as tight global supply means shipments can easily be rerouted to alternative markets, traders said. Even if buyers in Japan are forced to declare force majeure in the wake of Friday's quake, which shut down smelters in the hardest-hit zones, top consumer China can absorb the slack. "Any copper that can't be received in Japan will be redirected elsewhere," a trader in

Santiago said.

- China's imports of refined copper in February were 158,185 metric tons, the customs agency reported in the monthly statement. Exports were 19,159 tons, the agency said. China's apparent demand for refined copper slumped 12.5 percent in February as imports slowed and stockpiles held at the Shanghai Futures exchange grew, Reuters calculations based on official Chinese data showed.



- According to the Japanese Electric Wire and Cable Makers' Association, the country's copper wire and cable shipments rose by 5.4 percent in February as the construction sector continued to recover, though shipment levels stayed low, an industry body said. Shipments in February climbed to an estimated 57,800 tonnes, up 5.4 percent from a year earlier.
- Mexican copper output reached 26,891 tonnes in January, up 41.7 percent from the same month a year earlier, the government said. Silver production increased to 268,612 kg in January, up 16.2 percent compared with a year ago, the National Statistics Institute said.
- Copper output in Zambia, Africa's leading producer of the metal, increased by 60 percent in January as mining companies' boosted production due to favourable prices, the central bank said. Also, January copper production rose to 92,958 tonnes from the 58,263 tonnes mined in the same month last year, the central bank added, while copper exports rose to 78,912 tonnes from 56,768 tonnes.
- Jiangxi Copper Company Ltd, China's top copper smelter, plans to raise its refined copper production 4.4 percent to 940,000 tonnes in 2011 from 900,000 tonnes last year, the firm said in its 2010 results statement. Its copper mines are expected to produce 200,000 tonnes of copper in concentrate in 2011, which will be a 16.3 percent rise from 2010's 172,000 tonnes of copper in concentrate, the firm said in the 2010 result statement.
- Minmetals Resources Ltd. (1208), the Hong Kong unit of China's biggest metals trader, made an unsolicited offer of about \$6.5 billion in cash for Equinox Minerals Ltd. , to gain control of Africa's largest copper mine.
- Total spending on metals exploration should rise 40 percent this year to a new record of at least \$16 billion, Michael Chender, the CEO of the Metals Economics Group said during CESCO's exploration forum in Santiago.

- ✚ Metals such as tin and copper could see their prices double in coming years, Ebullio Capital Management said, as supply worries and buoyant demand push the record-hitting metals higher. Copper, used in power and construction, could hit \$11,500 a tonne this year after touching a record high of \$10,190 in February.

DISCLAIMER: This material has been prepared by ER-BAKIR for information purposes only and has no regard to the specific investment objectives, financial situation or particular needs of any specific recipient. The material is based on information obtained from sources believed to be reliable. However, ER-BAKIR makes no guarantee of its accuracy and completeness of factual or analytical data and is not responsible for errors of transmission or reception, nor shall ER-BAKIR be liable for damages arising out of any person's reliance upon this information.

ER-BAKIR



Fabrika : A. Nuri ERİKOĞLU
Cad. 20085 Gümüşler / DENİZLİ
Vergi Dairesi : Gökpınar
Vergi No : 336 006 27 21

Tel : +90 (258) 295 19 00 Pbx
Faks : +90 (258) 371 21 94
e-posta : erbakir@erbakir.com.tr
Web : www.erbakir.com.tr